

Prelos® 1000 Processor

Applications

Orenco's Prelos 1000 Processor provides complete, integrated storage, filtration, and pumping of wastewater for on-lot portions of Prelos Sewer systems and other pressurized liquid-only sewers or dispersal systems. It can be specified for either 60Hz or 50Hz applications.

General

The Prelos Processor is the core of the Prelos Sewer System: an innovative technology based on 40 years of proven sewer solutions. The tank stores and passively treats solid waste, while the patent-pending pump vault and filter separate and pump liquid effluent.* The pump can be specified with an internal check valve.

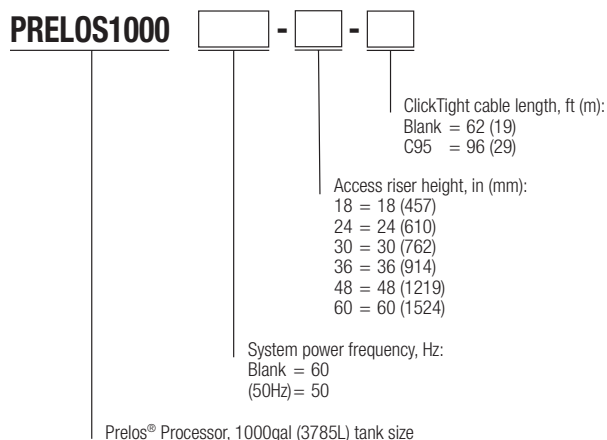
All Prelos 1000 Processors install as a unit, to reduce errors. The 30in (750mm) diameter access riser provides easy access to the tank interior, and the passively self-cleaning filter can be removed without removing the pump vault, pump, or discharge assembly, simplifying O&M and keeping related costs down.

* Tank covered under United States Patent #10,392,281

Standard Model

PRELOS1000-18, PRELOS1000-24, PRELOS1000-30, PRELOS1000-36, PRELOS1000-48, PRELOS1000-60, PRELOS1000(50HZ)-18, PRELOS1000(50HZ)-24, PRELOS1000(50HZ)-30, PRELOS1000(50HZ)-36, PRELOS1000(50HZ)-48, PRELOS1000(50HZ)-60

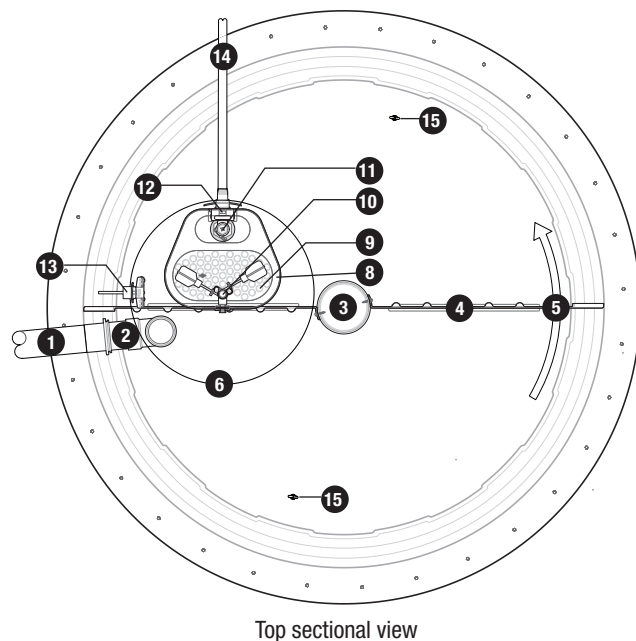
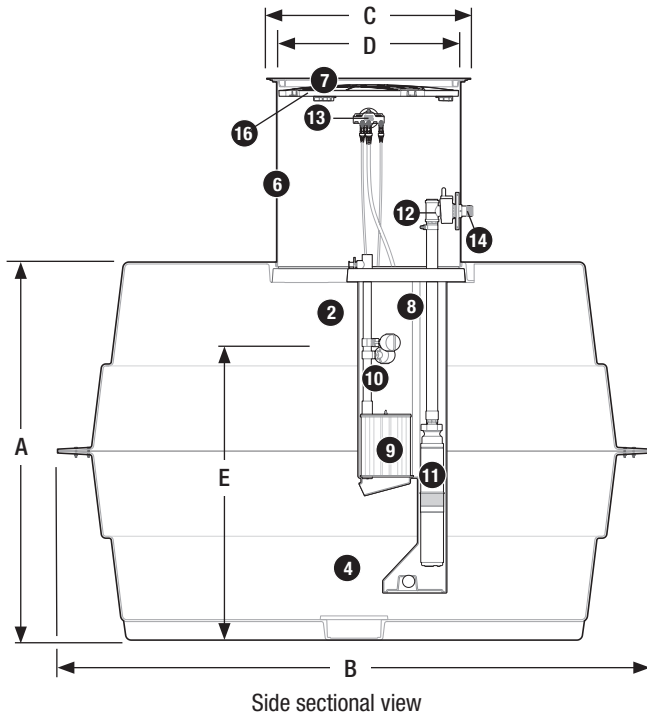
Product Code Diagram



Not all product code configurations may be available as standard products.



The Prelos 1000 Processor offers complete, integrated storage and pumping of wastewater in a simple, effective package.



- | | | |
|------------------------------|---------------------------|----------------------|
| 1. Inlet | 7. Access lid | 13. ClickTight™ |
| 2. Inlet tee | 8. Pump vault | 14. Discharge |
| 3. Support column | 9. Biotube® filter | 15. Lifting hardware |
| 4. Baffle wall (full-length) | 10. Float switch assembly | 16. Tank Shield® |
| 5. Baffle pass-through | 11. Pump | |
| 6. Access riser | 12. Discharge assembly | |

Tank, Riser, and Lid

The Prelos 1000 Processor's meander-style tank has a patented design for superior performance. It's tough, impact resistant, and light enough to install with small equipment. The single 30in (750mm) access riser and access lid are designed to provide strong, secure access to components inside of the Prelos 1000 Processor.

Materials of Construction

Access lid	Fiber-reinforced polymer (FRP), structural foam
Access lid hardware	Stainless steel*
Access riser	FRP
Inlet and inlet tee	ABS
Baffle wall	DCPD
Support column	PVC
Tank body	DCPD

* All stainless steel components described in this document are grade 304.

Dimensions

A	Tank height, in (mm)	61 (1549)
B	Tank outside diameter, in (mm)	96 (2438)
C	Lid outside diameter, in (mm)	33 (838)
D	Riser inside diameter, in (mm)	29.5 (749)
E	Depth, nominal operating volume, in (mm)	48 (1219)
	Tank nominal operating volume, gal (L)	1000 (3785)
	Tank total volume, gal (L)	1220 (4618)
	Average volume at operating depth, gal/in (L/mm)	20 (3)
	Prelos Processor weight, nominal, lbs (kg)	550-640 (250-290)

Pump Vault

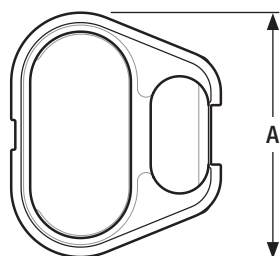
The Prelos 1000 Processor's patent-pending pump vault is designed to be passively self cleaning for reduced maintenance and service needs, with no need to remove the vault from the processor for cleaning.

Materials of Construction


Vault body	Polyethylene
------------	--------------

Vault Dimensions in (mm)

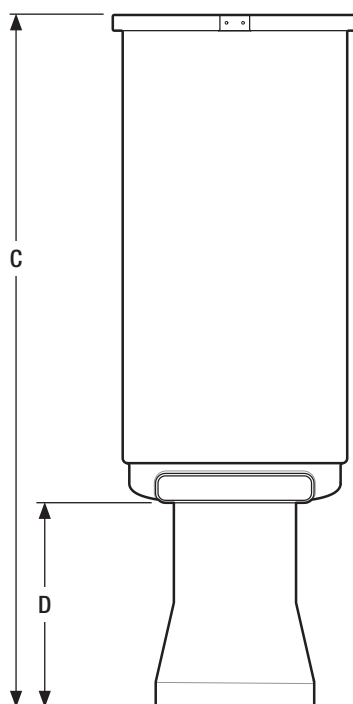
A	18.5 (470)
B	15.875 (403)
C	52.5 (1334)
D	15.75 (400)



Prelos pump vault,
top view



Prelos pump vault,
side-cutaway view



Prelos pump vault,
front view

Biotube Effluent Filter

The Prelos 1000 Processor's Biotube effluent filter is designed for effective filtration of effluent and passive self cleaning for long maintenance cycle intervals.

Materials of Construction

End plates	DCPD
Filter tubes	Polypropylene
Handle assembly	Sch. 40 PVC
Screws	Stainless steel

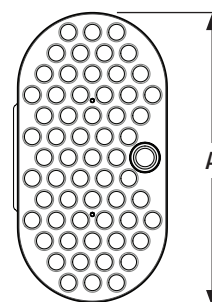
Dimensions in (mm)

A	16.5 (419)
B	10.0 (254)

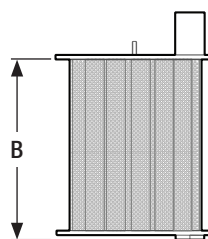
Performance

Biotube mesh opening, in (mm)*	0.125 (3)
Total filter flow area, ft ² (m ²)	4.0 (0.37)
Total filter surface area, ft ² (m ²)	14.0 (1.3)

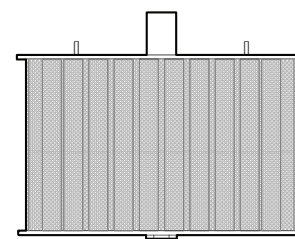
*0.062in (1.6mm) filter mesh available



Biotube filter
cartridge, top view



Biotube filter
cartridge, side view



Biotube filter
cartridge, front view

4in (100mm) Effluent Pump

Pumps used in Prelos 1000 Processors are Orenco's PF-Series pumps. They're field serviceable with common tools and, in internal testing, have a minimum 24hr run-dry capability (liquid end) with no deterioration in pump life or performance. These pumps are equipped with Type SOOW 600V power cords (suitable for Class I, Division 1 and 2 applications); they also meet UL requirements and are CSA certified to US and Canadian safety standards for effluent pumps. Each of these pumps can be specified with an internal check valve.

Materials of Construction

Connector	Glass-filled thermoplastic, silicone
Diffusers	Glass-filled PPO
Discharge	Glass-filled polypropylene
Discharge bearing	Engineered thermoplastic (PEEK)
Impellers	Acetal
Intake screens	Polypropylene
Lubricant	Deionized water, propylene glycol
Suction connection, drive shaft, coupling, shell	Stainless steel

Specifications

Nominal flow, gpm (L/sec)	10 (0.6)
Length, in (mm)	23 (584)
Weight, lb (kg)	26 (12)
Discharge, in (nominal)	1.25
Impellers	6

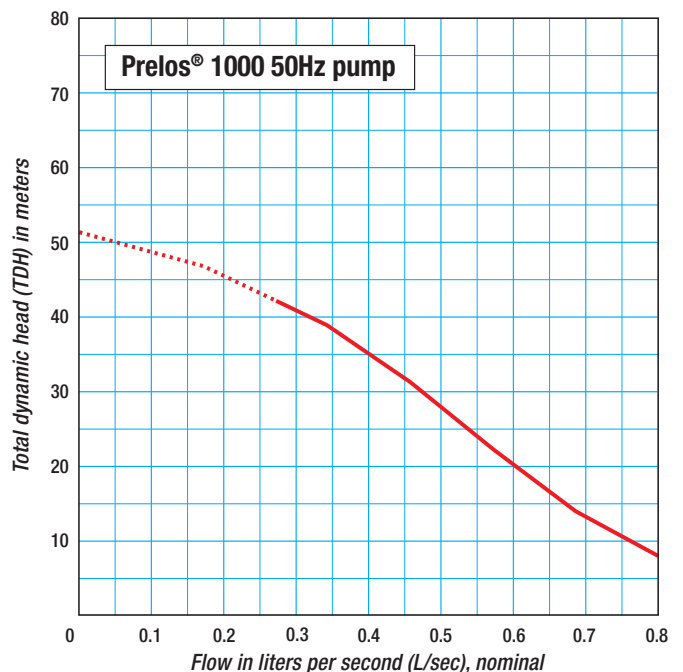
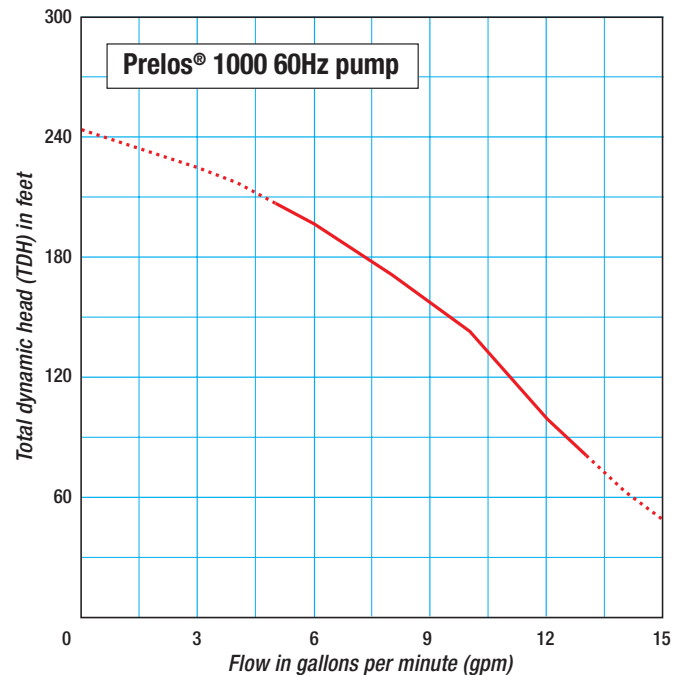
Performance

	60Hz	50Hz
hp (kW)	0.5 (0.37)	0.5 (0.37)
Design flow amps	12.7	3.9
Rated cycles/day	300	300
Minimum liquid level, in (mm)*	16 (406)	17 (432)

* Minimum liquid level is for a single pump installed in a pump vault.

Pump Curves

These graphs show pump performance range and the relationship between flow (gpm or L/sec) and pressure (TDH) in feet or meters.



HDA-Series Discharge Assembly

Discharge assemblies used in Prelos 1000 Processors are designed for durability and ease of maintenance.

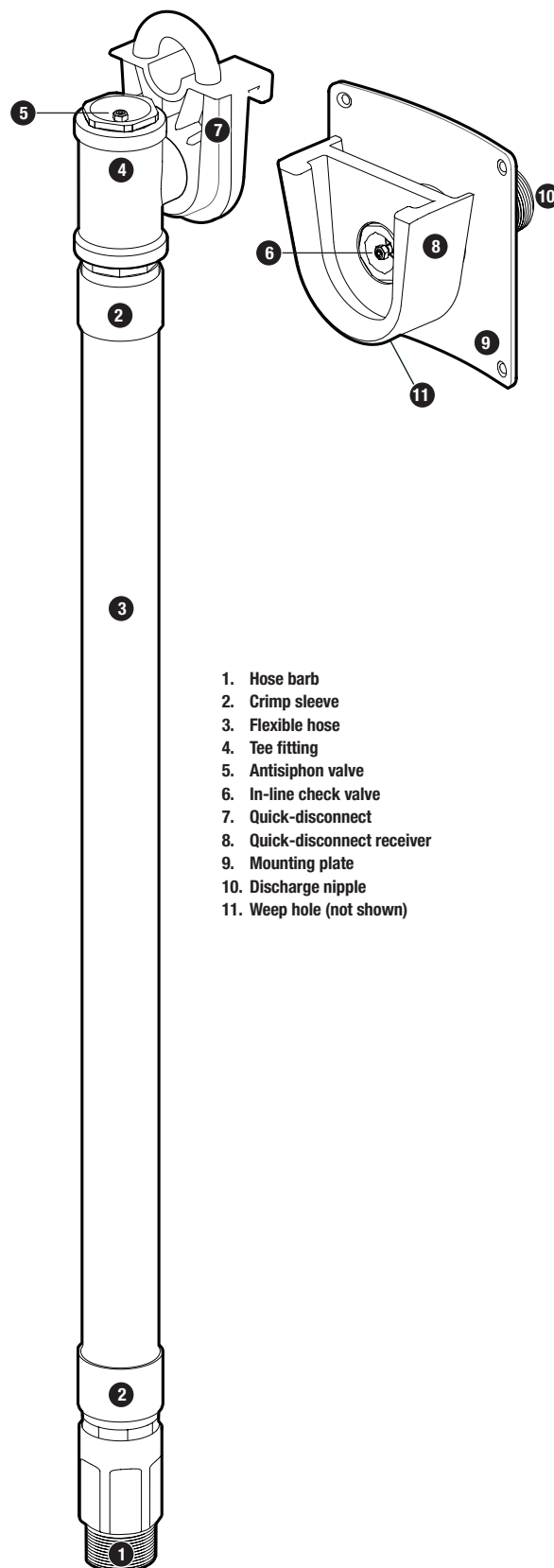
Materials of Construction

Antisiphon valve	Sch. 80 PVC, EPDM, stainless steel
Discharge nipple	Stainless steel
Flexible hose	Reinforced EPDM
Flow control disc	Sch. 80 PVC
Hose fittings, tee fitting, mounting screws	Stainless steel
In-line check valve	ABS, EPDM, stainless steel
Mounting plate	ABS
Quick-disconnect	Glass-filled thermoplastic

Working Pressures and Dimensions

Unit working pressure, psi (kPa)	100 (689)
Height, mounting plate, in (mm)	6.5 (165)
Width, mounting plate, in (mm)	6.5 (165)
Diameter, discharge nipple, in*	1.25
Diameter, flow control disc orifice, in (mm)	0.25 (6.35)

* Contact your Orenco distributor about fittings to connect discharge assemblies to metric-sized piping.



1. Hose barb
2. Crimp sleeve
3. Flexible hose
4. Tee fitting
5. Antisiphon valve
6. In-line check valve
7. Quick-disconnect
8. Quick-disconnect receiver
9. Mounting plate
10. Discharge nipple
11. Weep hole (not shown)

HDA-Series discharge assembly

Float Switches

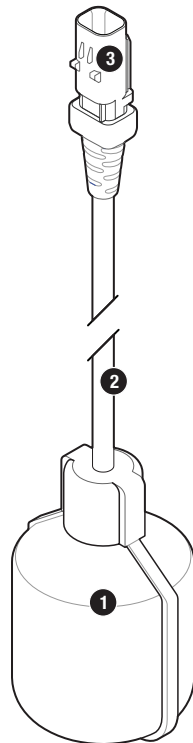
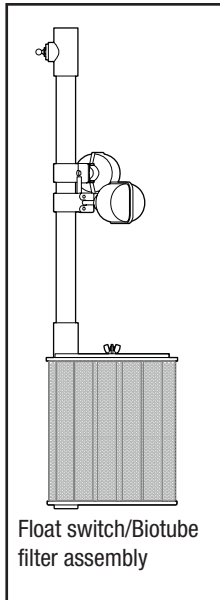
Float switches used in Prelos 1000 Processors are UL listed and CSA certified for use in water or sewage. To simplify accessing and servicing, the float switch assembly has been incorporated into the Biotube filter handle.

Materials of Construction

ClickTight connector	Glass-filled thermoplastic, silicone
Float switch collar	ABS
Float switch cord	Flexible, 2 conductor (UL, CSA), SJOW; CPE cord jacket with EPDM insulated conductors
Float switch housing	Impact-resistant, noncorrodible polypropylene for use in liquids up to 140°F (60°C)

Float Switch Specifications

Float Switch	State	Type
P	Normally open	Mechanical



1. Float switch
2. Float switch cord
3. Float switch connector

ClickTight mechanical float switch

ClickTight

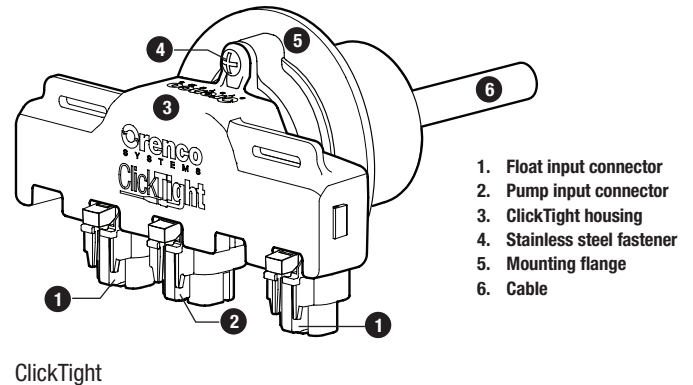
Orenco's ClickTight provides secure, moisture-resistant cable connections between the pump, float switches, and control panel in the Prelos 1000 Processor. ClickTight is UL listed for the US and Canada.

Materials of Construction

Cable	PVC, polypropylene, copper, biaxially oriented polyethylene terephthalate (BoPET) film
Fastener	Stainless steel
Housing & connectors	ABS
O-ring	Buna-N
Potting compound	Urethane

Specifications

Cable length, maximum	96ft (29m)
Float cables	18AWG, 2-8 conductor, UL TC-ER 600V
Float switch connectors	Double-pole, IP 67
Pump cables	14AWG (CLKX-60) or 12AWG (CLKX-95), 3 conductor, UL TC-ER, 600V
Pump connector	Triple-pole, IP 67



S1-HR Control Panel

The Prelos 1000 60Hz Processor uses Orenco's S1-HR control panel, which is ideal for Prelos Sewers and other effluent sewer applications.

Materials of Construction

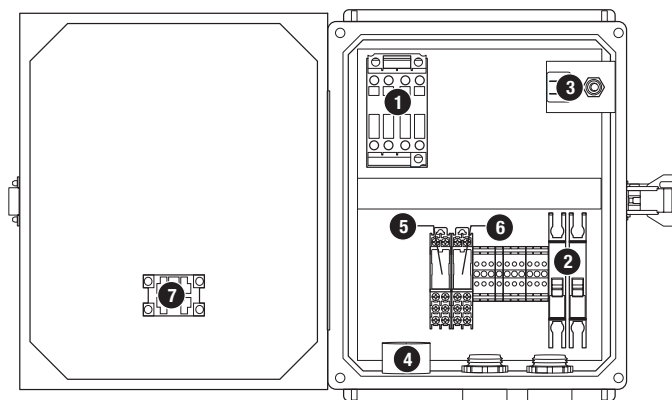
Enclosure	UV-resistant fiberglass, UL Type 4X
Hinges	Stainless steel

Dimensions, in (mm)

Height	11.5 (292)
Width	9.3 (236)
Depth	5.4 (137)

Specifications

Panel ratings	120VAC, 1hp (0.75kW), 16A, single-phase, 60Hz
Motor-start contactor	16FLA, 1hp (0.75kW), 60Hz; 2.5 million cycles at FLA
Circuit breakers	120VAC, 10A, single-pole (control) 120VAC, 20A, single-pole (pump)
Toggle switch	Single-pole, double-throw HOA switch
Audio alarm	95dB at 24in (610mm), warble-tone sound; gasketed, UL Type 4X (IP 66)
Redundant high-on relay	120VAC, DIN rail mounted; provides a secondary pump-on signal during high-level conditions
Audio alarm silence relay	120VAC, automatic reset, DIN rail mount
Visual alarm	7/8in (22mm) diameter red lens, "push-to-silence," 120VAC LED, UL Type 4X



S1-HR control panel

1. Motor-start contactor
2. Circuit breakers
3. Toggle switch
4. Audio alarm
5. Redundant high-on relay
6. Audio alarm silence relay
7. Visual alarm

S2(50HZ)HR Control Panel

The Prelos 1000 50Hz Processor uses Orenco's S2(50HZ)HR control panel, which is ideal for Prelos Sewers and other effluent sewer applications.

Materials of Construction

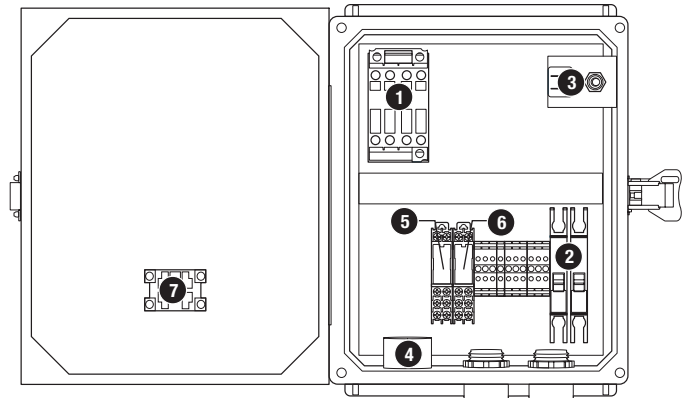
Enclosure	UV-resistant fiberglass, UL Type 4X
Hinges	Stainless steel

Dimensions, mm (in)

Height	292 (11.5)
Width	236 (9.3)
Depth	137 (5.4)

Specifications

Panel ratings	230VAC, 1.5kW (2hp), 9A, single-phase, 50Hz
Motor-start contactor	9FLA, 1.5kW (2hp), 50Hz; 2.5 million cycles at FLA
Circuit breakers	230VAC, 10A, single-pole (control) 230VAC, 20A, single-pole (pump)
Toggle switch	Single-pole, double-throw HOA switch
Audio alarm	95dB at 600mm (24in), warble-tone sound; gasketed, UL Type 4X (IP 66)
Redundant high-on relay	230VAC, DIN rail mounted; provides a secondary pump-on signal during high-level conditions
Audio alarm silence relay	230VAC, automatic reset, DIN rail mount
Visual alarm	22mm (7/8in) diameter red lens, "push-to-silence," 230VAC LED, UL Type 4X



S2(50HZ)HR control panel

1. Motor-start contactor
2. Circuit breakers
3. Toggle switch
4. Audio alarm
5. Redundant high-on relay
6. Audio alarm silence relay
7. Visual alarm